

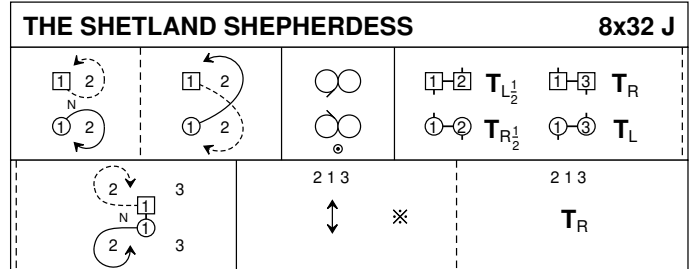
Thistle Club Hogmanay 2025

Thistle Club Hogmanay Dance, Great Brickhill Hall, Rotten Row, MK17 9BA. 8pm-12.30am. Shared Supper

1 THE SHETLAND SHEPHERDESS J32 · 3/4L

Ron Wallace: A Third Book of Graded Scottish Country Dances · Crib: MiniCrib · Diagram: Keith Rose's Diagrams

- 1-8 1s dance down between 2s, cast back to places. 1s dance 1/2 Fig. 8 round 2s
- 9-16 1s+2s+3s dance mirror (reflection) reels of 3 on sides (1s cross to 2nd place own sides to begin, 2s out & up, 3s in & up). 2s finish facing out
- 17-20 1s+2s change places on sides (Men RH, Ladies LH), 1s+3s turn on sides (Men LH, Ladies RH) 1s ending in middle facing up, 3s in original places
- 21-24 1s dance up to top and cast to 2nd place
- 25-32 2s+1s+3s Adv+Ret, all clap end bar 28. 2s+1s+3s turn partners RH once round



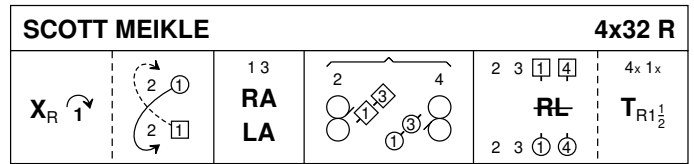
Ron Wallace, San Andreas Collection, RSCDS Graded Book 3.8

3C/4C longwise set.

2 SCOTT MEIKLE R32 · 4/4L

Alice McLean: RSCDS XLVI 3 · Crib: MiniCrib · Diagram: Keith Rose's Diagrams

- 1-8 1s cross RH & cast to 2nd place, 1s dance 1/2 Fig of 8 round 2s
- 9-16 1s+3s dance RH across, LH back
- 17-24 1L followed by 3L dance Tandem reel of 3 across with 2s (LSh to 2M) & 1s end 3rd pl **while** 3M followed by 1M dance reel of 3 with 4s (LSh to 4L) & 3s end in 2nd pl 2 3 1 4
- 25-32 1s+4s dance 1/2 R&L, turn partners RH 1.1/2 times 2 3 4 1



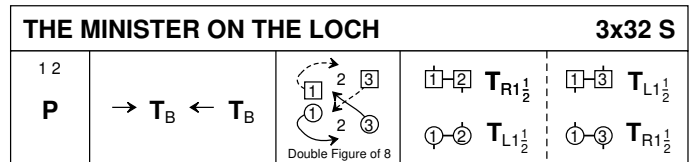
Alice McLean, Laurieston Collection 1, RSCDS Book 46.3

4C/4C longwise set.

3 THE MINISTER ON THE LOCH S32 · 3/3L

Roy Goldring: Magazine Dances 2005-2009 · Crib: MiniCrib · Diagram: Keith Rose's Diagrams

- 1-8 1s+2s dance Diamond Poussette
- 9-16 1s dance down for 2 steps, turn 2H, dance up to top & turn 2H remaining in centre facing up
- 17-24 1s+3s dance double Fig of 8 round 2s with 1s casting to start
- 25-32 1M+2M turn LH 1.1/2 times **while** 1L+2L turn RH 1.1/2 times, 1M+3M turn RH 1.1/2 times **while** 1L+3L turn LH 1.1/2 times



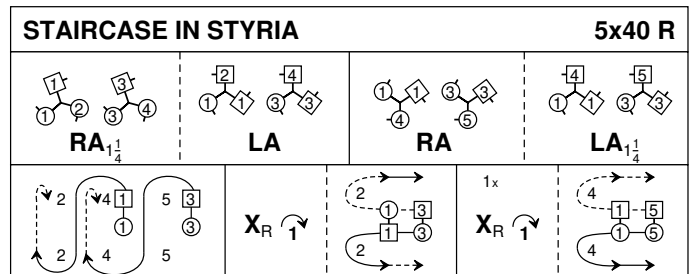
Roy Goldring, 24 Graded & Social Dances, RSCDS 4/2008, RSCDS Thirty Popular Dances Vol 2

3C/3C longwise set.

4 STAIRCASE IN STYRIA R40 · 5/5L

Margaret Gray: CD booklet of The Sunday Class Dance Book 2 · Crib: MiniCrib · Diagram: Keith Rose's Diagrams

- 1-8 1s+2M also 3s+4M dance RH across, 1s+2L also 3s+4L dance LH across
 - 9-16 1s+4M also 3s+5M dance RH across, 1s+4L also 3s+5L dance LH across & 1L also 3L end facing out Ladies side with partners behind them
 - 17-24 1s & 3s dance out Ladies' side & cast up 1 place, cross to Mens side & cast up to original place Ladies looping round by the right
 - 25-32 1s cross & cast 1 place, 1s followed by 3s dance up & cast (1s to 3rd place, 3s to 2nd place)
 - 33-40 1s cross & cast 1 place, 1s followed by 5s dance up & cast (1s to 5th place, 5s to 4th place). 2 3 4 5 1
- NB - No stepping up or down until bar 27



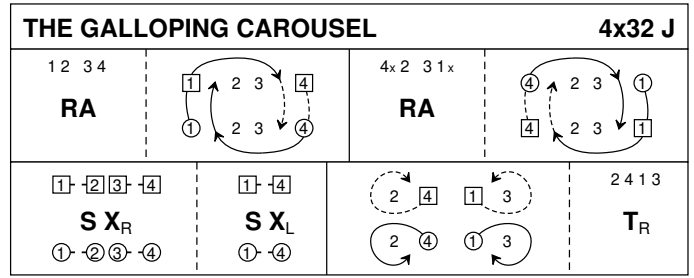
Margaret Gray, CD booklet of The Sunday Class Book 2

5C/5C longwise set.

5 THE GALLOPING CAROUSEL J32 · 4/4L

John de Chastelain: RSCDS LIII 3 · Crib: MiniCrib · Diagram: Keith Rose's Diagrams

- 1-8 1s+2s also 3s+4s dance RH across, 1L also 4M followed by partner chase round clockwise to other end of dance
- 9-16 4s+2s also 3s+1s dance RH across, 1L also 4M followed by partner chase round clockwise back to places
- 17-24 1s+2s also 3s+4s set facing on sides & change places RH, middle couples set facing on sides & change places LH
- 25-32 Middle couples dance NHJ up/down between end couples, cast back to place & all turn RH. 2 4 1 3



John de Chastelain, RSCDS Book 53, 25 Dances for 25 Years

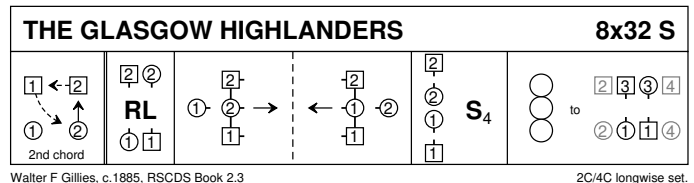
4C/4C longwise set.

6 THE GLASGOW HIGHLANDERS S32 · 2/4L

RSCDS II 3 · Crib: MiniCrib · Diagram: Keith Rose's Diagrams

2 Ch - 1M stand as 1L crosses to 2M pl who crosses to ptrns pl, 2L steps up

- 1-8 1s+2s dance R&L ending with 2M between 1L+2L facing down 1M directly behind 2M
- 9-16 All dance down middle, turn right about & 1M dances Ladies back to top (2M follows) to form a line 4 across with Men BtoB facing partners
- 17-24 All set to partners with suitable step
- 25-32 All dance reel of 4 across ending in new pstns with each couple having moved 1 place anticlockwise round set
On bars 31/32 3M crosses to partners place as 3L steps up to start next 32 bars
Similarly on bars 31/32 (2nd time through) 4M crosses to partners places as 4L steps up



Walter F Gillies, c.1885, RSCDS Book 2.3

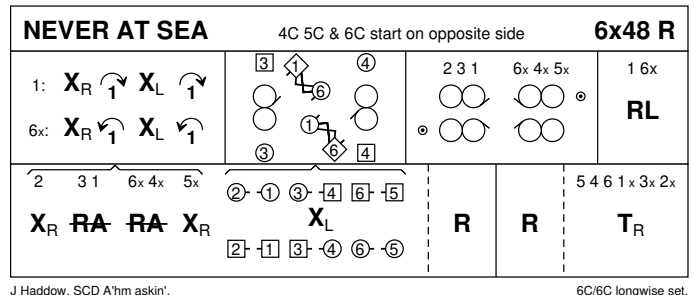
2C/4C longwise set.

7 NEVER AT SEA R48 · 6/6L

J C Haddow: Ah'm askin' (CD booklet) · Crib: MiniCrib · Diagram: Keith Rose's Diagrams

4s & 5s & 6s start on opp sides

- 1-8 1s cross RH & cast to 2nd place, cross LH & cast to 3rd place **while** 6s cross RH & cast to 5th place, cross LH & cast to 4th place
- 9-16 1M+6L Prom hold dance reel of 3 with 4s (pass 4M LSh to start) **while** 6M+1L dance reel of 3 with 3s (pass 3M LSh) end 1s in 3rd place side by side facing up & 6s in 4th place facing down ready for...
- 17-24 1s & 6s dance reflection reels on sides dancing up/down between 3s/4s to start
- 25-32 1s+6s dance R&L ending with 1s facing up & 6s facing down
- 33-36 End couples cross RH **while** cpl in 2nd+3rd pl also cpl in 4th+5th pl dance 1/2 RH across & all (1st+2nd pl, 3rd+4th pl, 5th+6th pl) change pl LH on side
- 37-40 Repeat bars 33-36
- 41-44 Repeat bars 33-36
- 45-48 All turn partners RH 5 4 6(1)(3)(2)



J Haddow, SCD Ah'm askin'.

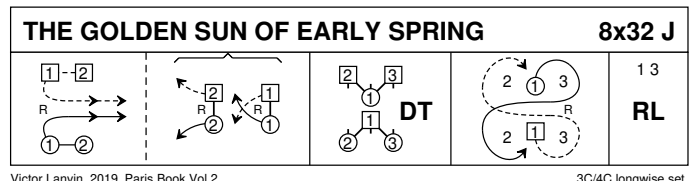
6C/6C longwise set.

Dance 3 times to end 6 5 4 (3) (2) (1) or 6 times to end 1 2 3 (4) (5) (6)

8 THE GOLDEN SUN OF EARLY SPRING J32 · 3/4L

Victor Lanvin: The Paris Book of Scottish Country Dances, volume 2 · Crib: E-cribs · Diagram: Keith Rose's Diagrams

- 1- 1c (+2c who dance up to follow) lead down ; 2c (+1c following) lead up to 1pl **while**(4) 1c following cross to 2pl centre BtoB facing opposite sides (2,1x,3)
- 9- DTr. 1c finish as on [8] (2,1x,3)
- 17- 1c cast off, meet, lead up to top, cross and cast off to 2pl
- 25- 1c+3c R&L (2,1,3)



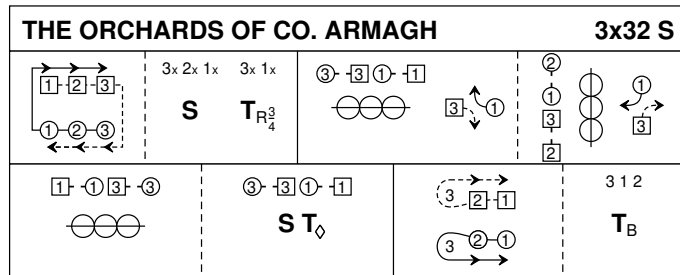
Victor Lanvin, 2019, Paris Book Vol 2

3C/4C longwise set.

9 THE ORCHARDS OF CO. ARMAGH S32 · 3/3L

Jinty Anderson: RSCDS LIII 14 · Crib: MiniCribs · Diagram: Keith Rose's Diagrams

- 1-8** 1M leading 2M+3M also 3L leading 2L+1L chase clockwise 1/2 round to opp sides (4 bars). All set, 1s+3s turn partners 3/4 RH into line up/down (Men facing down)
- 9-12** 3s+1s dance 1/2 reel of 4. Bar 12: 1M+3L pass LSH to face 2s (1M+2M & 3L+2L facing), 1L+3M remain in centre at top/bottom
- 13-16** 1M+3L+2s dance 1/2 reel of 4 across. Bar 16: 1M & 3L pass LSh to face partners up/down set
- 17-24** 1s+3s dance 1/2 reel of 4, 1M+3L pass LSh to face own partners. 3s+1s set, Petronella turn to own sides. 3 2 1
- 25-32** 2s followed by 1s dance up to top, cast, 2s to 3rd place, 1s to 2nd place (4 bars). 3s+1s+2s turn partners 2H



Jinty Anderson, RSCDS Book 53, Belfast Platinum Anniversary

3C/3C longwise set.

10 THE WIND THAT SHAKES THE BARLEY R32 · 3/4L

John M Duthie: Eight Scottish Country Dances · Crib: MiniCribs · Diagram: Keith Rose's Diagrams

- 1-8** 1s lead down for 3 steps, lead back to top of set & cast into 2nd place on own sides (2s step up)
- 9-16** 1s dance reels of 3 across, (1M with 2s & 1L with 3s), RSh to 2nd corner
- 17-24** 1s turn 1st corner, partner, 2nd corner, partner
- 25-32** All circle 6H round & back



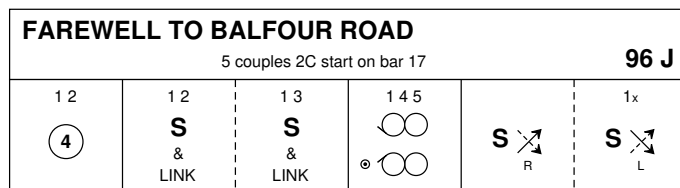
John M Duthie, 1961, Eight SCD

3C/4C longwise set.

11 FAREWELL TO BALFOUR ROAD J32 · 5/5L

Andrew Buxton: RSCDS LII 7 · Crib: MiniCribs · Diagram: Keith Rose's Diagrams

- 1-8** 1s+2s circle 4H round & back
- 9-16** 1s+2s Set+Link; 1s+3s Set+Link
- 17-24** 2s *start while* 1s+4s+5s dance mirror reels of 3 on sides (1s in/down, 5s in/up to start)
- 25-32** 1s set, cross down RH to 4th place (4s step up); 1s set, cross down LH to 5th place (5s step up)



Andrew Buxton, 2015, RSCDS Book 52.7

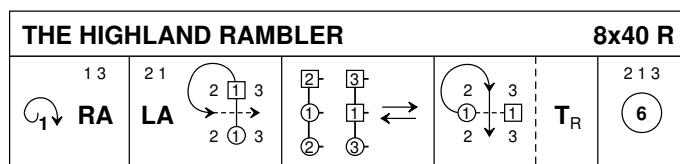
5C/5C longwise set.

New top couple start every 16 bars. Repeat until 1s back in 1st place, they stand for 16 bars while 5s continue bars 17-32 ending back in 5th place

12 THE HIGHLAND RAMBLER R40 · 3/4L

Roy Goldring: Thirty Popular Dances, Volume Two · Crib: MiniCribs · Diagram: Keith Rose's Diagrams

- 1-8** 1s dance in & cast to 2nd place, dance RH across with 3s
- 9-16** 2s+1s dance LH across, 1L followed by partner cast up round 2L & dance down middle to 1L between 3s & 1M between 2s
- 17-24** 1s+2s+3s dance down the middle & back
- 25-32** 1M followed by partner dance up, cast down round 2L to 2nd places on own side & turn RH
- 33-40** 2s+1s+3s circle 6H round & back



Roy Goldring, 1985, Leeds Silver Jubilee, RSCDS Thirty Popular Dances Vol 2

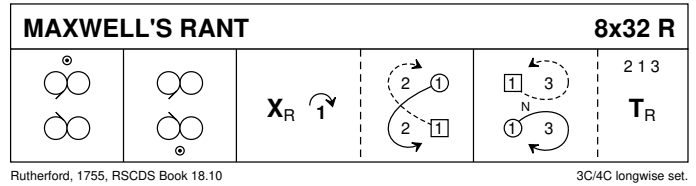
3C/4C longwise set.

13 INTERVAL

14 MAXWELL'S RANT R32 · 3/4L

David Rutherford: RSCDS XVIII 10 · Crib: MiniCribbs · Diagram: Keith Rose's Diagrams

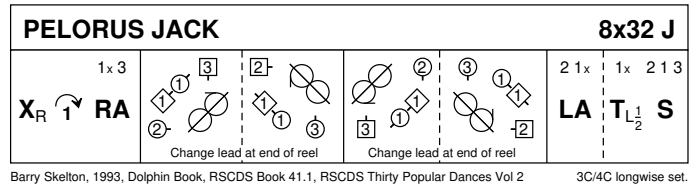
- 1-8 1s cross down to dance reflection reels of 3 on opposite sides
- 9-16 1s cross down to dance reflection reels of 3 on own sides
- 17-24 1s cross RH, cast to 2nd place & dance 1/2 Fig of 8 round 2s
- 25-32 1s dance down between the 3s, cast up to 2nd place & 2s+1s+3s turn partners RH



15 PELORUS JACK J32 · 3/4L

Barry Skelton: RSCDS XLI 1 · Crib: MiniCribbs · Diagram: Keith Rose's Diagrams

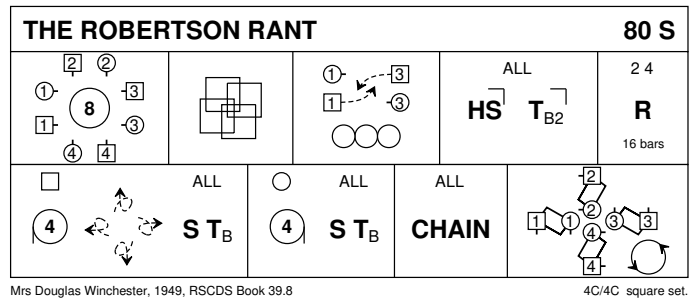
- 1-8 1s cross RH & cast 1 place (2s step up 3-4), 1s dance RH across with 3s. 1s end with Man facing his 1st corner with his partner behind him
- 9-16 1s dance Alternating Tandem 1/2 reel of 3 with 1st corners to face Man's 2nd corner, 1s dance Alternating Tandem 1/2 reel of 3 with 2nd corners
- 17-24 1s dance Alternating Tandem 1/2 reels of 3 with Ladies' 1st corner (pstin), 1s dance Alternating Tandem 1/2 reel with Ladies' 2nd corner (pstin)
- 25-32 1M followed by partner dance into LH across with 2s, 1s retain LH & 1/2 turn to own sides & 2s+1s+3s set



16 THE ROBERTSON RANT S80 · 4S

Mrs Douglas Winchester: RSCDS XXXIX 8 · Crib: MiniCribbs · Diagram: Keith Rose's Diagrams

- 1-8 All circle 8H round & back
- 9-16 All Ladies dance RH across 1/2 way & turn opposite Man LH, all Ladies dance 1/2 RH across & turn partner LH
- 17-24 1s+3s dance reel of 4 (Ladies start by passing LSh as Men set)
- 25-32 All set (HS) to corners, turn 2H twice
- 33-40 2s+4s dance reel of 4 (Ladies start by passing LSh as Men set)
- 41-48 All set (HS) to corners, turn 2H twice
- 49-56 All Ladies circle left to face partners (Ladies BtoB), set to & turn partners 2H
- 57-64 All Men circle right to face partners (Men BtoB), set to & turn partners 2H
- 65-72 All dance Grand Chain
- 73-80 All take allemande hold & dance anticlockwise once round set, bringing Ladies into centre for bow/curtsey



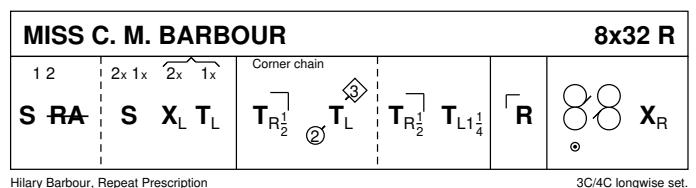
17 MISS C. M. BARBOUR R32 · 3/4L

Hilary Barbour: Repeat Prescription · Crib: MiniCribbs · Diagram: Keith Rose's Diagrams

- 1-8 1s+2s set, dance RH across 1/2 way, set & 2s cross LH to 1st place own sides **while** 1s turn LH to face 1st corners
- 9-24 1s dance Corner Chain with 1st & 2nd corners:

1s change pl RH with 1st cnrns, 1st cnrns turn LH in centre & return to places giving RH to 1s who turn LH in centre to face 2nd cnrns

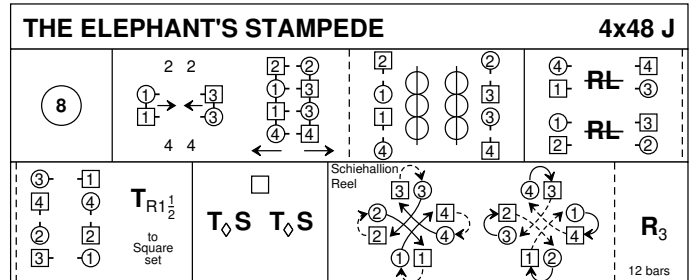
1s change places RH with 2nd cnrns, 2nd cnrns turn LH in centre & return to places giving RH to 1s & 1s end turning LH to face 3rd corner pstns
- 25-32 1M dances LSh reel of 3 with 2s **while** 1L dances LSh reel of 3 with 3s, 1s cross RH to 2nd places own sides



18 THE ELEPHANT'S STAMPEDE J48 · 4S

Lorna Macdonald & Gillian Mackintosh: Aurora 10th Anniversary Book of SCD · Crib: MiniCribbs · Diagram: Keith Rose's Diagrams

- 1-8 All circle 8H round & back
- 9-16 1s+3s advance NHJ & with free hand join with 2s & 4s, retire into longwise set across the dance; all dance 1/2 parallel RSh reels of 4 across
- 17-24 All dance 1/2 R&L at each end of set (across to start); end couples & middle couples turn RH 1.1/2 times to form Sq.Set
- 25-32 All Ladies petronella turn to next Ladies' place to right & set, repeat to meet partner (all have progressed 1 place to right), Ladies face out
- 33-48 All dance full Schiehallion Reel. 2 3 4 1

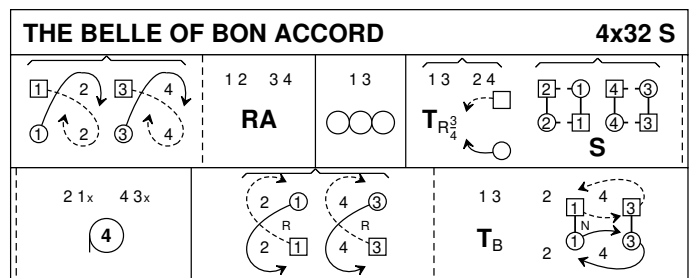


Lorna Macdonald & Gillian Mackintosh, 1995, Aurora 10th Anniversary Book 4C/4C square set.

19 THE BELLE OF BON ACCORD S32 · 4/4L

John Drewry: Deeside Book Part 2 · Crib: MiniCribbs · Diagram: Keith Rose's Diagrams

- 1-8 1L & 3L cross down 1 pl & cast up on opp side into centre as 1M & 3M dance across & cast down into centre, 1s+2s & 3s+4s dance RH across
- 9-16 1s & 3s dance reel of 4 up & down centre of dance
- 17-24 1s & 3s 3/4 turn RH to face up while 2s & 4s dance up on sides & turn in to face down & all set, all circle 4H round to left & end on sides
- 25-32 1s & 3s lead up between 2s/4s crossing over & cast down 1 place, 1s & 3s turn 2H & 1s dance down to 4th place as 3s cast up on own sides to 2nd pl

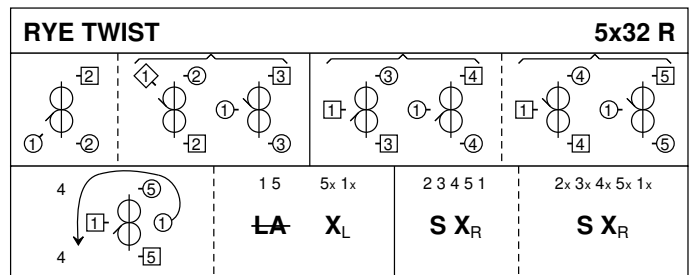


John Drewry, 1981, Deeside Book 2 4C/4C longwise set.

20 RYE TWIST R32 · 5/5L

Sue McKinnell: RSCDS XLVIII 5 · Crib: MiniCribbs · Diagram: Keith Rose's Diagrams

- 1-4 1M+2s dance 1/2 reel of 3 across (1M+2L pass LSh). 1M finishes between 2s facing down
- 5-8 1M+3s dance 1/2 reel of 3 across (1M+3M pass RSh), 1M finishes between 3s facing down while 1L+2s dance 1/2 reel of 3 across (1L+2L pass RSh). 2L finishes between 2s facing down. 2s finish in 1st place
- 9-12 1M+4s, 1L+3s repeat bars 5-8 (1M+4L, 1L+3M pass LSh). 3s finish in 2nd place
- 13-16 1M+5s, 1L+4s repeat bars 5-8 (1M+5M, 1L+4L pass RSh). 4s finish in 3rd place
- 17-20 1M dances out of end, casts round 5L place, crossing to 4M place while 1L+5s dance 1/2 reel of 3 across (1L+5M pass LSh). 1L finishes in 4L place, 5s in 5th place
- 21-24 1s+5s dance 1/2 LH across, cross LH with partner
- 25-32 All couples set, cross RH with partners, all set, cross RH with partners 2 3 4 5 1

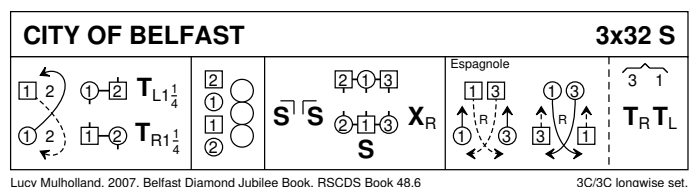


Sue McKinnell, 2006, suedan.com, RSCDS Book 48.5 5C/5C longwise set.

21 CITY OF BELFAST S32 · 3/3L

Lucy Mulholland: RSCDS XLVIII 6 · Crib: MiniCribbs · Diagram: Keith Rose's Diagrams

- 1-8 1s dance 1/2 Fig of 8 round 2s, 1L+2M turn RH 1.1/4 times while 1M+2L turn LH 1.1/4 times & 1s end BtoB facing opp sides
- 9-16 1s+2s dance reel of 4 across in 2nd place. 2s end in 1st places while 1s pass LSh to face 1st corners
- 17-24 1s set to 1st corner & 2nd corner ending (turning to right) between corners, all set & 1s cross RH
- 25-32 1s+3s dance Espagnole:
 - 25-26 1s+3s cross (Ladies lead across RH passing between Men) with Ladies changing places RH
 - 27-28 1s+3s cross back (Men lead across RH between Ladies) with Men changing places RH
 - 29-32 3s turn RH as 1s turn LH to end 2 3 1

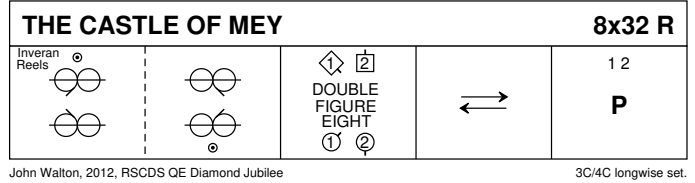


Lucy Mulholland, 2007, Belfast Diamond Jubilee Book, RSCDS Book 48.6 3C/3C longwise set.

22 THE CASTLE OF MEY R32 · 3/4L

John Walton: QE Diamond Jubilee Dances · Crib: MiniCrib · Diagram: Keith Rose's Diagrams

- 1-8 Inveran Reels - 1s cross down to dance 1/2 reel of 3 on opp side; 1s cross up to dance 1/2 reel on own sides (2s out/up, 3s in/up), 2s face out
- 9-16 1s+2s dance double Figs of 8 (1s start crossing down, 2s dancing up)
- 17-24 1s lead down the middle & back up, 1s end in middle of the set facing each other both hands joined, 2s step in ready for
- 25-32 1s+2s dance Poussette

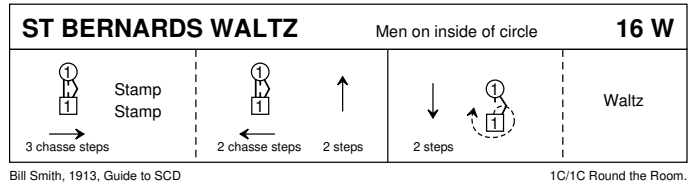


23 ST BERNARD'S WALTZ W16 · 1RR

Bill Smith: Collins Pocket Reference: Scottish Country Dancing · Crib: MiniCrib · Diagram: Keith Rose's Diagrams

Couples in ballroom hold face anticlockwise round room, Ladies on the outside

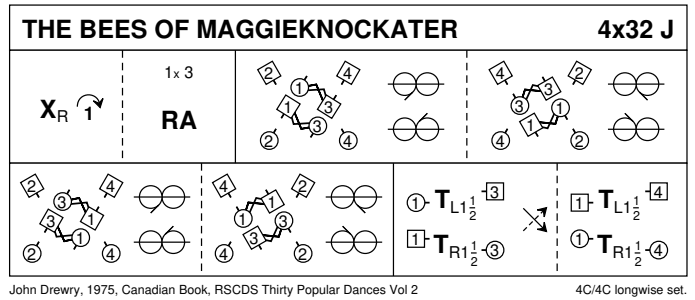
- 1-8 All in waltz hold take 3 steps (Lady right, Man Left) & stamp both feet, 2 steps in opposite direction then 2 steps towards centre (start Lady right foot, Man left foot)
- 9-16 All take 2 steps back out & Lady turns under Man's right arm, all waltz round room



24 THE BEES OF MAGGIEKNOCKATER J32 · 4/4L

John Drewry: Thirty Popular Dances, Volume Two · Crib: MiniCrib · Diagram: Keith Rose's Diagrams

- 1-8 1s cross RH & cast 1 place, dance RH across with 3s & end 1M+3L also 1L+3M in prom hold facing out to pass corner person RSh
- 9-24 All dance 4x1/2 Reels of 3 on sides (to right to start, then left, right & left) with 1s+3s changing partners in centre at end of each 1/2 Reel to progress Men clockwise & Ladies anticlockwise. End in centre 1s facing down & 3s facing up
- 25-32 1s dance between 3s turning 3s with nearer hand 1.1/2 times, crossing over to own sides & turn 4th person 1.1/2 times (Men RH & Ladies LH)



25 THE REEL OF THE 51ST DIVISION R32 · 3/4L

James Edward McCartney Atkinson: RSCDS XIII 10 · Crib: MiniCrib · Diagram: Keith Rose's Diagrams

- 1-8 1s set & cast below 3s, lead up to face 1st corners
- 9-16 1s set & turn 1st corners RH to balance in diagonal line, set & 1s turn LH to face 2nd corners
- 17-24 1s set & turn 2nd corners RH to Bal-in-Line, set & 1s turn LH to 2nd place own sides
- 25-32 2s+1s+3s circle 6H round & back

